

**Futures@Pymble**

*Pymble Ladies' College*



# FUTURE YOU FESTIVAL



# Purpose of the Program

To develop a deeper self awareness and understanding of personal strengths and values and articulate them effectively in a written applications and in a mock interview.

To explore various future pathways and careers through activities lead by community, staff, industry and practical university workshops.

To recognise how “giving back” through service develops interpersonal skills, its importance in our working life and how to find the space in working lives for opportunities to “give back”.

To use the passport as a tool to collect reflections of learning and record these experiences to assist in the discovery of your future pathway.



**BUILD SELF-KNOWLEDGE**



**EXPLORE OPTIONS**



**SERVICE – “GIVING BACK”**



**LEARN AND REASSESS**

*“The best way to find yourself is to lose yourself in the service of others.”*

**MAHATMA GHANDI**

## SELF AWARENESS

**Strengths** – apply for jobs using strengths, how to create an elevator pitch, what careers industries suited to my strengths?

**Interests** – what career clusters/ career journey match my interest?

**Values** – what do you learn about yourself in service?

**Motivations** – what is important to you?



## EXPLORATION

**Different job sectors** – Health, Design, Gap, Built Environment, Science, Engineering, Education and Business

## APPLY

How to apply for a job

Using strengths for mock interview

What options are at university and Post Pymble?




# Program Overview

	MONDAY		TUESDAY		WEDNESDAY	
8am – Meet on Marden lawn to collect your lanyard and have your name marked off each morning						
1	Unlocking Your Future – A Journey to Success KM Building - JLT		Career Conversations John Reid Hall	Industry Insights KM3-KM7	Setting yourself up for success KM Building – JLT	
2	Insights from our panel of experts – e xploring career pathways KM Building - JLT		Career Conversations John Reid Hall	Industry Insights KM3-KM7	Mock Interviews Hammond/Marden KM3-KM7	Exploring your roadmap Independent Learning
Recess						
3	Leveraging your strengths JLT	Day for Girls KM3-KM7	Let's Get Moving Session 1 Various locations - check noticeboard		Mock Interviews Thomas/Wylie/ Goodlet KM3-KM7	Exploring your roadmap Independent Learning
4	Leveraging your strengths JLT	Day for Girls KM3-KM7	Let's Get Moving Session 2 Various locations - check noticeboard		Mock Interviews Lang/Bennett/ Ingleholme KM3-KM7	Exploring your roadmap Independent Learning
Lunch						
MBS	Presenting with Impact KM3-KM7	Mock Interviews and Future Opportunities JLT	Combined Assembly Gym		Compass Curriculum Compass Rooms	
5	Presenting with Impact KM3-KM7	Mock Interviews and Future Opportunities JLT	High School to Hired – Navigating interviews with confidence Marden Lawn		Dear Future You JLT	
			Gelato			

<b>Mrs Richter's Pod</b> Ingleholme / Lang / Hammond / Wylie	<b>All Year 10</b>	<b>Session 1 Groups – Check Upper School Noticeboard</b>
<b>Mrs Gray's Pod</b> Bennett / Goodlet / Marden / Thomas	<b>Check Upper School Noticeboard</b>	<b>Session 2 Groups – Check Upper School Noticeboard</b>

# Program Overview

	THURSDAY		FRIDAY	
8am – Meet on Marden lawn to collect your lanyard and have your name marked off each morning				
1	Onsite Service KM3-KM7	Depart for Macquarie University at 9.15am	Depart for Macquarie University at 9.15am	Onsite Service KM3-KM7
2				
Recess				
3	Onsite Service KM3-KM7	Sessions at Macquarie University	Sessions at Macquarie University	Onsite Service KM3-KM7
4				
Lunch				
MBS	Onsite Service KM3-KM7	Sessions at Macquarie University until dismissal	Sessions at Macquarie University until dismissal	Onsite Service KM3-KM7
5				



# Overview of Day One

Sessions	Tasks	What you need:
<b>Unlocking Your Future – Introduction by Key Note Speaker</b>	<input type="checkbox"/> reflection on take aways from Speaker	<input type="checkbox"/> Booklet <input type="checkbox"/> Pen
<b>Insight with our Panel of Pymble Experts</b>	<input type="checkbox"/> reflection on take aways from Speakers	<input type="checkbox"/> Booklet <input type="checkbox"/> Pen
<b>Leveraging your Strengths – Using your strengths to shape your Future</b>	<input type="checkbox"/> Seeking out strengths-based language utilising strengths for statements and interviews <input type="checkbox"/> Seeking out areas for improvement based on strengths report and reflection, responding to areas for development	<input type="checkbox"/> Copy of Strengths Report <input type="checkbox"/> Booklet <input type="checkbox"/> Pen
<b>Presenting with Impact – preparing for Interviews</b>	<input type="checkbox"/> Insight into presentation skills <input type="checkbox"/> whether it be meeting with friends, job interviews or casual conversations with new people, our presentation and appearance creates the ultimate impact and lasting impression on others. <input type="checkbox"/> Practical insight into key areas can help you to prepare, present and follow up with genuine interest and intrigue	<input type="checkbox"/> Booklet <input type="checkbox"/> Pen
<b>Mock Interview and Future Opportunities</b>	<input type="checkbox"/> Insight into the mock roles available <input type="checkbox"/> Listen to key presenters <input type="checkbox"/> Plan interview questions for mock interview	<input type="checkbox"/> Booklet <input type="checkbox"/> Pen



# Unlocking your future

*A journey to success –Introduction by Keynote Speaker*



**Samantha D'Souza**

CULTURAL STORY TELLER - MANAGING DIRECTOR

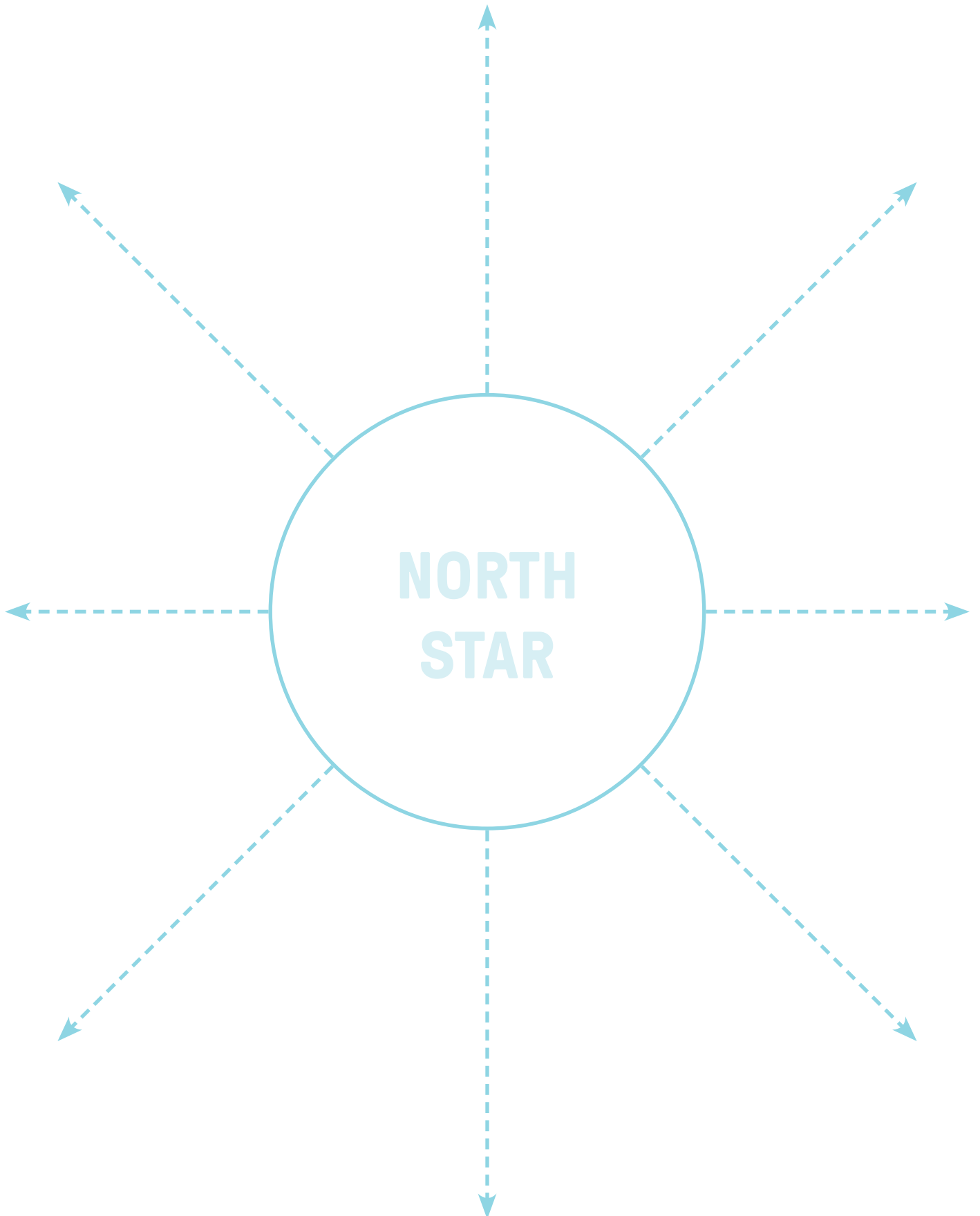
## **SOME EXAMPLE QUESTIONS**

- How have you been able to successfully balance work and other life roles?
- How has service and the College Values taught at *Pymble* impacted your career?
- What employability skills are the most important in your role ?

## **YOUR OWN QUESTIONS**

## **WHAT I LEARNT**

# My Life Wheel





# Insight with our Panel of Pymble Experts

## SESSION AIMS

- To explore career journey through eyes of employees at Pymble.
- To recognise how “giving back” in career journeys have impacted professional growth and aligned with values



**Edwina O'Brien**

ASSISTANT CHAPLAIN  
AND HEAD OF RELIGION  
AND ETHICS



**Mara Lee**

EXECUTIVE WRITER



**Charlie Chapman**

PROJECT MANAGER



**Greg Meagher**

EXECUTIVE DIRECTOR –  
CO-CURRICULAR

## SOME EXAMPLE QUESTIONS

- Looking back at your career, what is it that you wished you had done differently?
- How have you been able to successfully balance work and other life roles?
- What is your tip for general career success?
- Who did you talk to for advice or guidance about career paths?

## YOUR OWN QUESTIONS

## WHAT I LEARNT

# Leverage your Strengths

---

## SESSION AIMS

- *To reflect on positive and negative use of strengths*
  - *Seeking out strengths-based language utilising strengths for statements and interviews*
  - *Seeking out areas for improvement based on strengths report and reflection, responding to areas for development*
- 

## TURNING POINT CONSULTING INTERVIEW SKILLS

### Strengths 2.0 – Using your strengths to help prepare for interview

What are your top talents? How do you use them in your school, co-curricular or workplace?	
Talent	Example of application

**In what area do you need to improve? What is the skill and how have you developed yourself?**

**Your sales pitch brings together your top skills and highlights the benefit you offer to the workplace, university or organisation. Reflecting on your talents above, what are some key achievements or activities you have that would entice an employer.**

# Mock Interview and Future Opportunities – Sony Camp, Gap, Leadership

---

## SESSION AIMS

- *To introduce the options of the mock interview and what to expect.*
  - *To understand the structure of the interview and how to prepare for each style of question.*
  - *To understand what the three roles involve and what the expectations are for each role.*
- 

**Use the space below to make some notes or questions to help you prepare for your mock interview.**

**Role I have chosen:**

# Overview of Day Two

Sessions	Tasks	What you need:
<b>Career Conversations with Pymble community</b>	<input type="checkbox"/> To explore various Careers pathways experienced by Pymble Community	<input type="checkbox"/> Booklet <input type="checkbox"/> Pen
<b>Industry Insight Exploring career pathways and post school options</b>	<input type="checkbox"/> To explore various post tertiary pathways, Health, Business, Engineering, Construction, Science, Animal Science, Volunteering, Education, Design	<input type="checkbox"/> Booklet <input type="checkbox"/> Pen
<b>Corporate Games</b>	<input type="checkbox"/> Pre-selected activities	<input type="checkbox"/> Sports uniform
<b>Corporate Games</b>	<input type="checkbox"/> Pre-selected activities	<input type="checkbox"/> Sports uniform
<b>High School to Hired Navigating Interviews with Confidence</b>	<input type="checkbox"/> Activity on VC - choice of three roles to prepare for Wednesday Mock Interview	<input type="checkbox"/> Laptop <input type="checkbox"/> VC Strengths report <input type="checkbox"/> Some work required on this activity at home



# “Career Conversations” with Pymble Community

## SESSION AIMS

- To explore a range of Future possibilities through the eyes of Pymble Community sharing their careers and journey to this point.
- To provide a starting point of exploration for further investigation for potential career opportunities of interest.

## INDUSTRIES INCLUDE:

- Design, Project Management and Construction, Veterinarian, Consultant Surgeon, Exercise physiology, Entertainment, Engineering, Business, Information Technology, Health, Legal/Politics, Government, Transport, Education, Nurse, and Architecture

Job/Industry Name	One thing you learnt	One thing you like	Potential Career for you?
			Rate 1 to 5 by colouring in stars ☆☆☆☆☆
			Rate 1 to 5 by colouring in stars ☆☆☆☆☆
			Rate 1 to 5 by colouring in stars ☆☆☆☆☆
			Rate 1 to 5 by colouring in stars ☆☆☆☆☆
Area for further exploration			

# Industry Insight Round Table

## SESSION AIMS












- *To explore various post school pathway option - Traineeships, Gap, university, Courses TAFE, Businesses*
- *To gain a deeper understanding of a variety of potential areas of study and path this can take you on.*











University/Course	Where it can take me Possible Career pathway this can lead to ..	Chance of Further Exploration?
		<input type="checkbox"/> Yes <input type="checkbox"/> No <input type="checkbox"/> Maybe
		<input type="checkbox"/> Yes <input type="checkbox"/> No <input type="checkbox"/> Maybe
		<input type="checkbox"/> Yes <input type="checkbox"/> No <input type="checkbox"/> Maybe
		<input type="checkbox"/> Yes <input type="checkbox"/> No <input type="checkbox"/> Maybe
		<input type="checkbox"/> Yes <input type="checkbox"/> No <input type="checkbox"/> Maybe

## What I learnt

# Industry Insight Round Table

## PARTICIPANTS

1		FDS TAFE
2		University of Sydney – Taronga Institute
3		Projects Abroad – Education
4		UTS – Start Ups
5		UNSW – Construction
6		Australian Signals Directorate
7		University of Newcastle – Occupational Therapy
8		Torrens University – Fashion
9		UNSW – Engineering
10		Projects Abroad – Medicine
11		UTS – Accounting

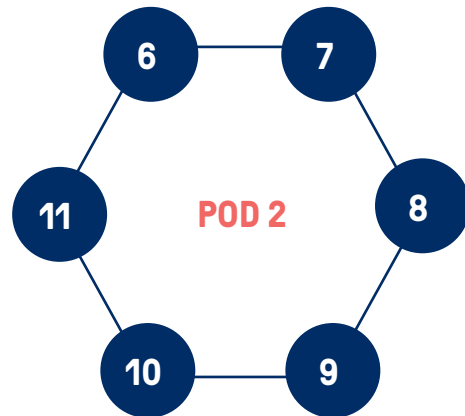
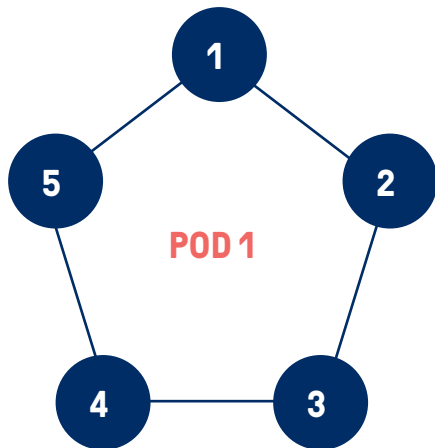
12		AIE – Animation
13		UTS – Bell
14		Orchard ELC Education
15		Chartered Accountants AUS/NZ
16		University of Tasmania – Nursing
17		Women in Defence
18		Actuaries Institute
19		UNSW– Dietetics and Food Innovation
20		Finance PWC
21		University of Tasmania – Paramedicine



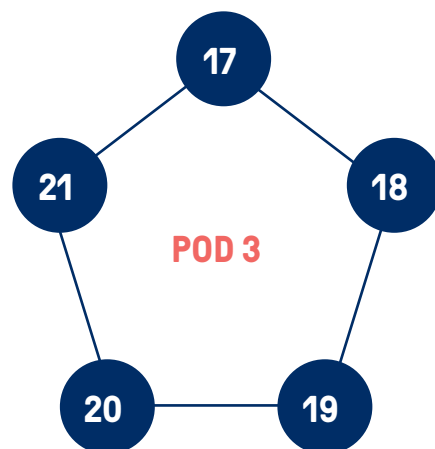
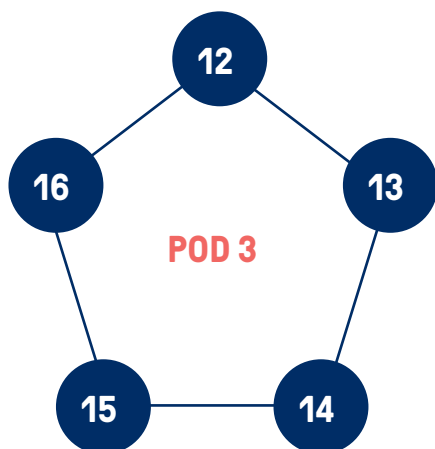
# Industry Insight Round Table

## PICK YOUR POD

KM 3, 4 and 5




KM 6 and 7



# Overview of Day Three

Sessions	Tasks	What you need:
<b>Setting yourself up for Success – HR Panel</b>	<input type="checkbox"/> Learn about what HR and industry look for when employing graduates	<input type="checkbox"/> Booklet <input type="checkbox"/> Pen
<b>Exploring your Road Map – Choose Own Plan</b>	<input type="checkbox"/> Go to the VC and Choose one area of Interest to work on - include Virtual Work experience, Micro credentials, Me in a minute, Group Interview activity,	<input type="checkbox"/> Laptop and VC
<b>Exploring your Road Map – Choose Own Plan</b>	<input type="checkbox"/> Continue working independently on the VC and Choose one area of Interest to work on - include Virtual Work experience, Micro credentials, Me in a minute, Group Interview activity,	<input type="checkbox"/> Laptop and VC
<b>Mock Interview</b>	<input type="checkbox"/> Participate in a mock interview for the chosen role	<input type="checkbox"/> Preparation completed from VC
<b>Reflection</b>	<input type="checkbox"/> Reflection Letter	<input type="checkbox"/> Pen



# Setting yourself up for success – HR panel

---

## SESSION AIMS

- *Understanding the what Industry look for in their candidates when they are in interviews*
- 



**Amy Smith Yates**

EXECUTIVE DIRECTOR,  
MANPOWER COMPANY



**Christine Boys**

EXECUTIVE TALENT  
MANAGEMENT  
AND SUCCESSION,  
COMMONWEALTH BANK



**Kate Rimer**

CHIEF PEOPLE AND  
CULTURE OFFICER AT  
PYMBLE LADIES' COLLEGE

## SOME EXAMPLE QUESTIONS

- What key soft skills do you look for when looking for employees?
- How important is it to you when looking at a resume where the person has studied over other life experiences?
- What do you think is important for the students here in Year 10 in preparation for interview?
- How important is the actual degree for roles at in your Company?
- Does your Company sponsor any scholarships at University?
- How important is work experience, volunteering and co-curricular whilst at school and university to your chances in Futures of working?

## MY NOTES/LEARNING FOR MY INTERVIEW

# “Exploring you road map” – Choose your own path

---

## SESSION AIMS

- *To provide an opportunity for independant exploration of industries of interest,*
  - *To provide options for developing new employability skills through microcredentials*
  - *To provide an opportuntty to produce a short video pitch “ me in a minute “*
- 

### INSTRUCTIONS

1. Go to the VC Future Year 10 tile and choose Future You Festival Course
2. Selec tile “Explore Your Road Map – Choose you own Path”
  - Me in a minute – creating an elevator pitch
  - Micro credential – preparing work developing new skills
  - Micro credential – Torrens University “Sport for good”
  - Virtual work experience
3. Add your completed work to your *Pymble* Passport

### WHAT I LEARNT

# Macquarie University

## On Site Workshops

Workshop	What I Learnt	Further Investigation

## Notes

## Notes

# *Pymble Ladies' College*

---

**[pymblelc.nsw.edu.au](http://pymblelc.nsw.edu.au)**

Avon Road Pymble NSW 2073  
PO Box 136 North Ryde BC NSW 1670 Australia  
+61 2 9855 7799

A SCHOOL OF THE UNITING CHURCH  
ACN 645 100 670 | CRICOS 03288K



**WATCH US CHANGE THE WORLD™**